



Elementary Schools

WCSD School Climate and Safety Staff Survey
Fall 2021



Report created by
Panorama Education



Summary

Topic Description	Results	Comparison
ELA Textbook Adoption	70% ▲22 since last survey	69% Washoe County School District
Early Release Wednesdays	78% ▼2 since last survey	76% Washoe County School District
Expectations of Success	94% ▼1 since last survey	91% Washoe County School District
Fairness and Respect	87% ▼1 since last survey	82% Washoe County School District
Home-School Communication	94% ▼2 since last survey	91% Washoe County School District
Parent Involvement	69% ▼1 since last survey	48% Washoe County School District
Quality of WCSD	56% ▼2 since last survey	54% Washoe County School District



Safety

88%

▲1

since last survey

87%

Washoe County School District

Social Emotional Learning

86%

▼1

since last survey

83%

Washoe County School District

Staff Collaboration

84%

▼1

since last survey

80%

Washoe County School District

Staff-Student Relationships

93%

▼1

since last survey

89%

Washoe County School District

Student Behaviors

90%

0

since last survey

79%

Washoe County School District

Work Stress

65%

▼4

since last survey

63%

Washoe County School District

1,523 responses



ELA Textbook Adoption

Your average

70%

1,523 responses

Change

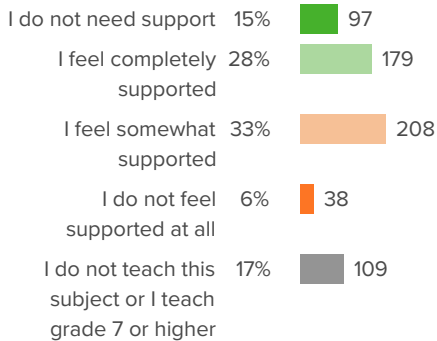
▲ 22

since last survey

District average: **69%** Washoe County School District

How did people respond?

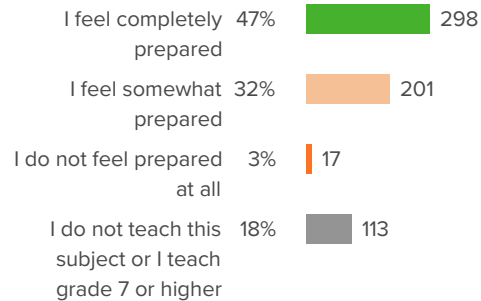
Q.1: How supported do you feel this year to use the new ELA instructional materials (Benchmark) to teach the ELA Nevada Academic Content Standards?



▲ 26 from last survey

Favorable: **53%**

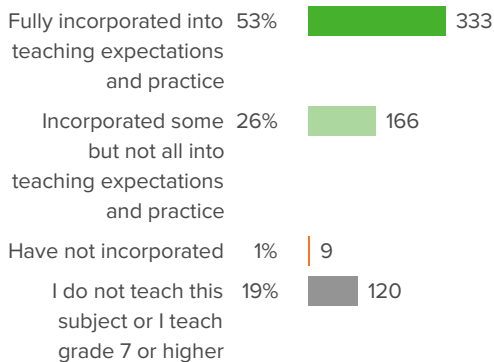
Q.2: How prepared do you feel to use the new ELA instructional materials (Benchmark) to teach the ELA Nevada Academic Content Standards?



▲ 40 from last survey

Favorable: **58%**

Q.3: To what extent have you incorporated the new ELA instructional materials (Benchmark) into your teaching practice?



▲ 0 from last survey

Favorable: **98%**



Early Release Wednesdays

Your average

78%

1,523 responses

Change

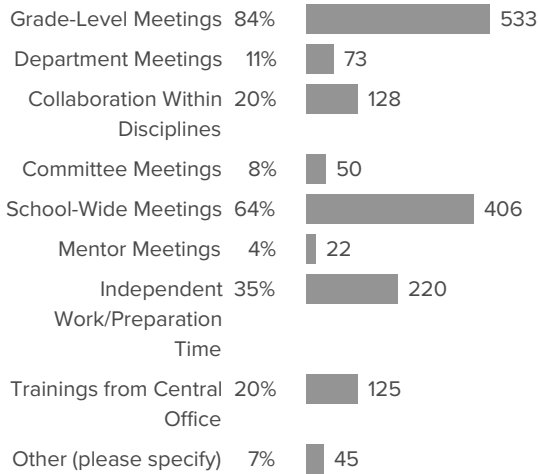
▼ 2

since last survey

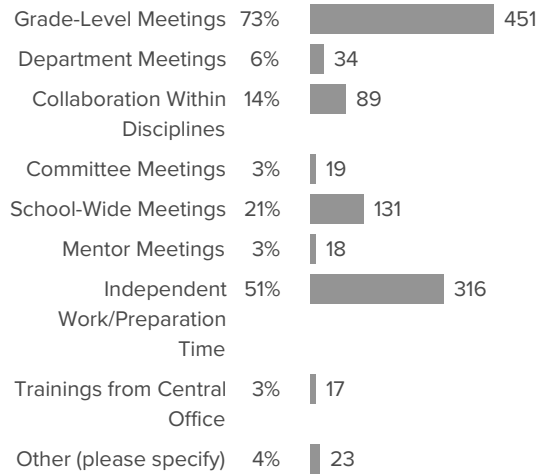
District average: **76%** Washoe County School District

How did people respond?

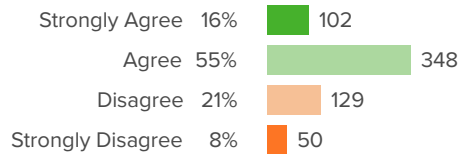
Q.1: How are you using the time provided on early release Wednesdays? (please select up to three options)



Q.2: Of those you selected, what, if any, are the most helpful to you? (Please select up to 3 options)



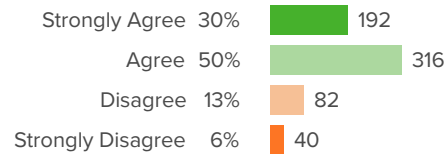
Q.3: I am satisfied with the amount of time provided on early release Wednesdays.



▼ 4 from last survey

Favorable: **72%**

Q.4: The time provided for early release Wednesdays is used productively.



▲ 0 from last survey

Favorable: **81%**

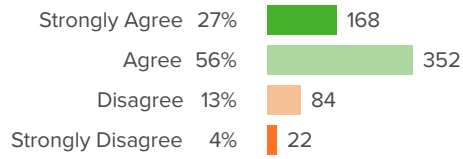


Elementary Schools

Fall 2021 Staff Climate and Safety Survey (Fall 2021), WUSD School Climate and Safety Staff Survey



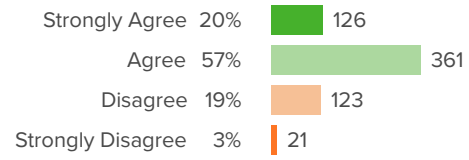
Q.5: I apply the knowledge that I gain from participation in early release Wednesdays in my classroom practice.



▲ 0 from last survey

Favorable: **83%**

Q.6: The discussion focus of early release Wednesdays is consistent over time.



▼ 1 from last survey

Favorable: **77%**



Expectations of Success

Your average

94%

1,523 responses

Change

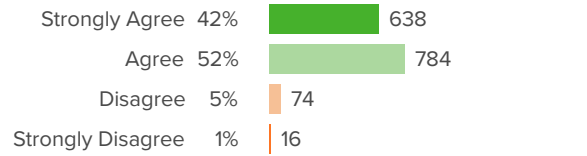
▼ **1**

since last survey

District average: **91%** Washoe County School District

How did people respond?

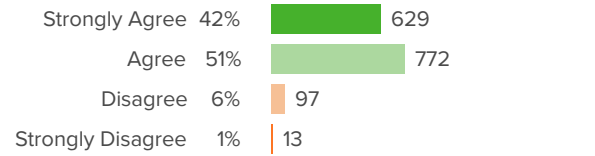
Q.1: Staff at my school set high expectations for students' achievement.



▼ **1** from last survey

Favorable: **94%**

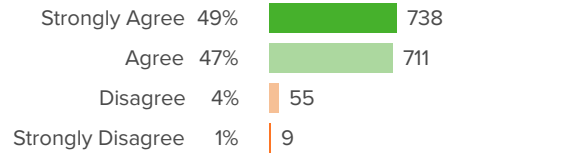
Q.2: Staff at my school work hard to motivate students who show low interest in school work.



▼ **1** from last survey

Favorable: **93%**

Q.3: Staff at my school work hard to make sure that students stay in school.



▼ **1** from last survey

Favorable: **96%**



Fairness and Respect

Your average

87%

1,523 responses

Change

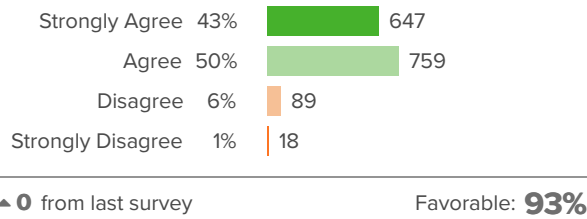
▼ **1**

since last survey

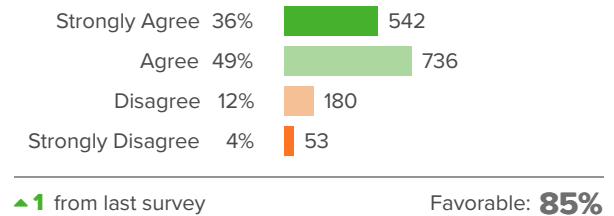
District average: **82%** Washoe County School District

How did people respond?

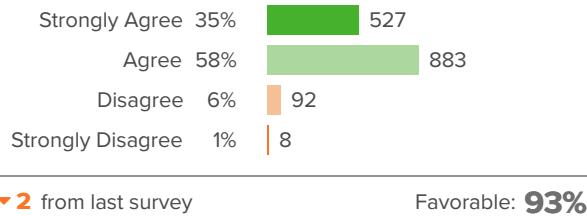
Q.1: Staff respect all students at my school.



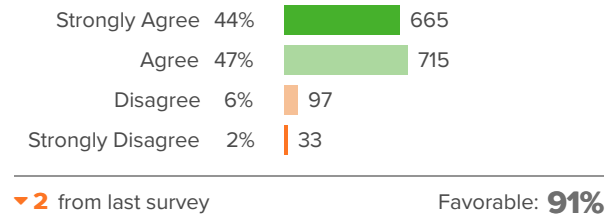
Q.2: Staff are professional when speaking of each other and/or administrators.



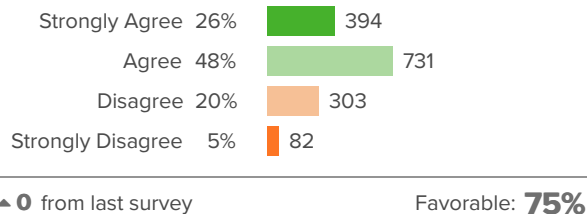
Q.3: Students of different social backgrounds get along well at my school.



Q.4: The rules and expectations about how students should behave at my school are fair.



Q.5: The rules and expectations about student behavior are enforced equally by staff.





Home-School Communication

Your average

94%

1,523 responses

Change

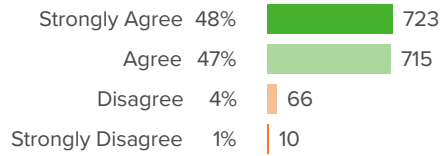
▼ 2

since last survey

District average: **91%** Washoe County School District

How did people respond?

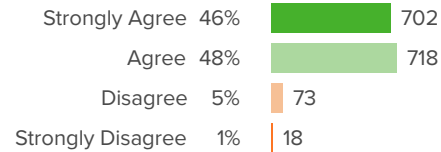
Q.1: Staff at my school believe that parents are partners in the educational process.



▼ 1 from last survey

Favorable: **95%**

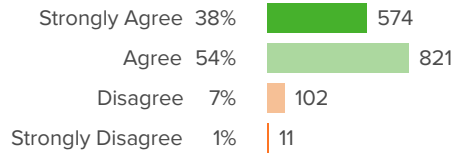
Q.2: My school is welcoming to parents.



▼ 2 from last survey

Favorable: **94%**

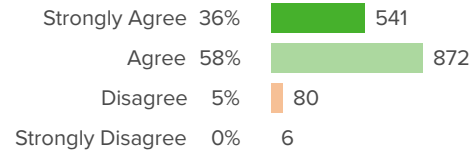
Q.3: Staff at my school are expected to provide parents with ways to support their child's learning at home.



▼ 3 from last survey

Favorable: **93%**

Q.4: Staff at my school frequently update parents/guardians about their child's progress in their classrooms.



▲ 0 from last survey

Favorable: **94%**



Parent Involvement

Your average

69%

1,523 responses

Change

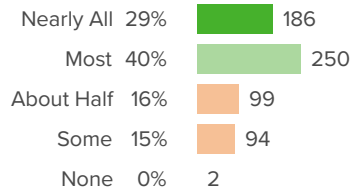
▼ **1**

since last survey

District average: **48%** Washoe County School District

How did people respond?

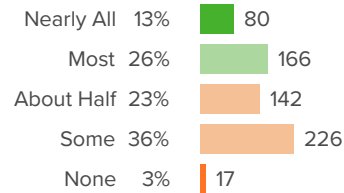
Q.1: How many of your students' parents/guardians support your teaching efforts?



▲ **1** from last survey

Favorable: **69%**

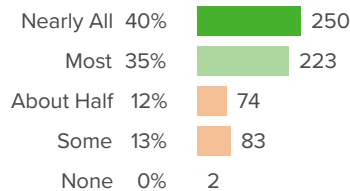
Q.2: How many of your students' parents/guardians have asked you about ways they can support their child's learning at home?



▼ **4** from last survey

Favorable: **39%**

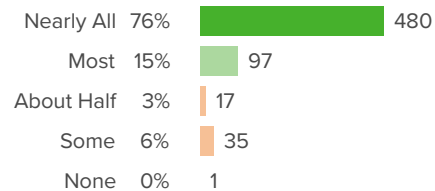
Q.3: How many of your students' parents/guardians know how well their child is doing in your class?



▲ **0** from last survey

Favorable: **75%**

Q.4: How many of your students' parents have you met?



▲ **0** from last survey

Favorable: **92%**



Quality of WCSD

Your average

56%

1,523 responses

Change

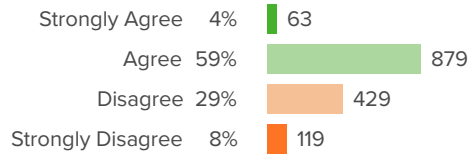
▼ 2

since last survey

District average: **54%** Washoe County School District

How did people respond?

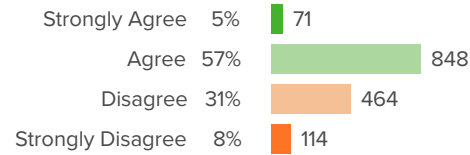
Q.1: I believe that most students who graduate from Washoe County School District are nationally competitive in the job market.



▲ 1 from last survey

Favorable: **63%**

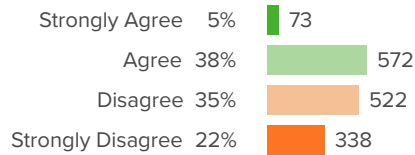
Q.2: I believe that most students who graduate from Washoe County School District are nationally competitive for college admissions.



▲ 0 from last survey

Favorable: **61%**

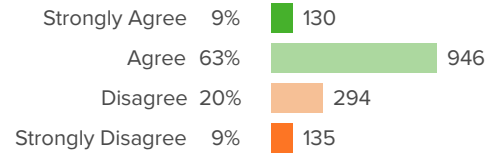
Q.3: I feel like my work is valued by this District.



▲ 1 from last survey

Favorable: **43%**

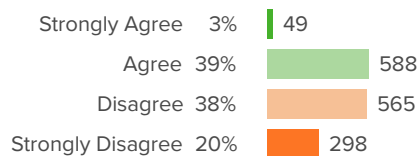
Q.4: The District keeps me well-informed about changes in policies and initiatives that affect me.



▼ 3 from last survey

Favorable: **71%**

Q.5: Overall, I feel optimistic about the direction Washoe County School District is headed.



▼ 8 from last survey

Favorable: **42%**



Safety

Your average

88%

1,523 responses

Change

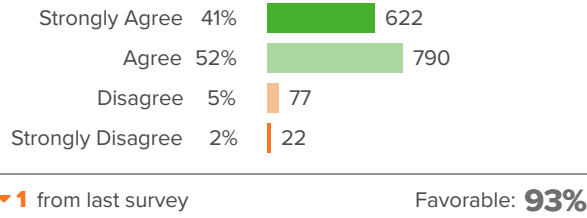
▲ 1

since last survey

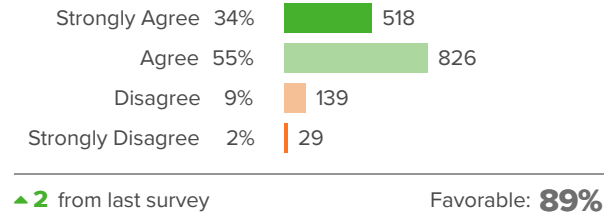
District average: **87%** Washoe County School District

How did people respond?

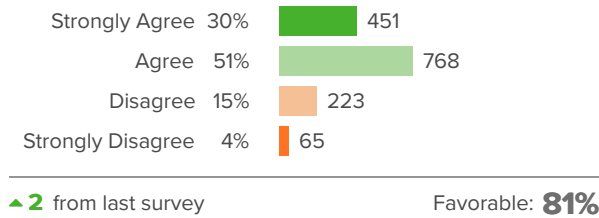
Q.1: I feel safe inside my school.



Q.2: I feel safe outside around my school.



Q.3: I feel safe leaving my school even when I am there late or on the weekends.





Social Emotional Learning

Your average

86%

1,523 responses

Change

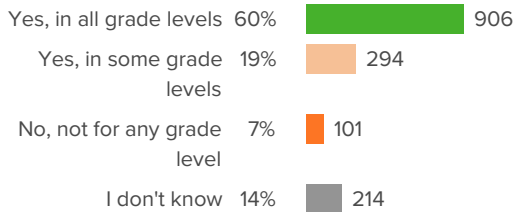
▼ 1

since last survey

District average: **83%** Washoe County School District

How did people respond?

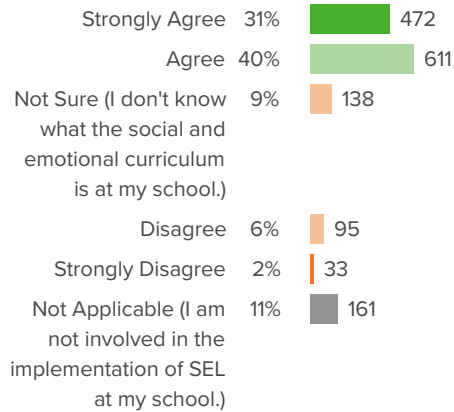
Q.1: Does your school follow an established written social and emotional learning curriculum?



▼ 5 from last survey

Favorable: **70%**

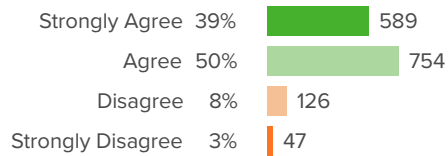
Q.2: I feel confident in my ability to implement the social and emotional learning curriculum that has been adopted at my school.



▼ 4 from last survey

Favorable: **80%**

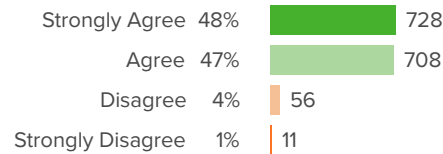
Q.3: The adults in this school interact with one another in a way that models social and emotional competence.



▲ 2 from last survey

Favorable: **89%**

Q.4: The adults in this school are expected to actively promote students' social and emotional development.



▲ 0 from last survey

Favorable: **96%**

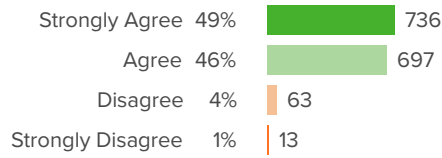


Elementary Schools

Fall 2021 Staff Climate and Safety Survey (Fall 2021), WCSD School Climate and Safety Staff Survey

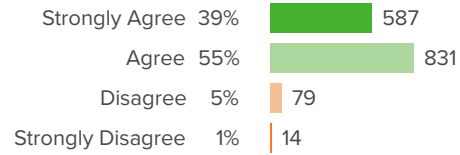


Q.5: All staff are expected to address students' social and emotional needs.



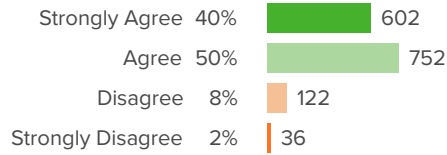
▼ 1 from last survey Favorable: **95%**

Q.6: The adults in this school interact with students in a way that supports students' social and emotional skills.



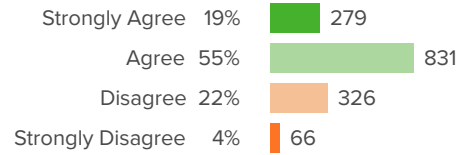
▲ 1 from last survey Favorable: **94%**

Q.7: The culture at my school supports social and emotional learning.



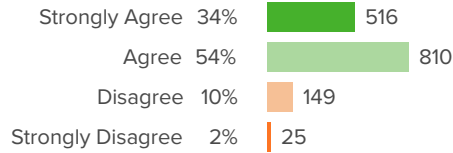
▼ 1 from last survey Favorable: **90%**

Q.8: The culture in the district supports the development of students' social and emotional skills.



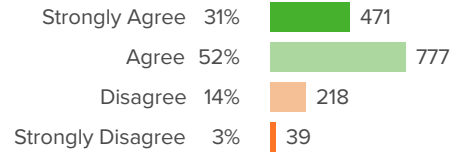
▼ 3 from last survey Favorable: **74%**

Q.9: My school has developed a vision for academic, social, and emotional learning.



▼ 2 from last survey Favorable: **88%**

Q.10: The vision for academic, social and emotional learning has been communicated to all school staff.



▼ 2 from last survey Favorable: **83%**



Staff Collaboration

Your average

84%

1,523 responses

Change

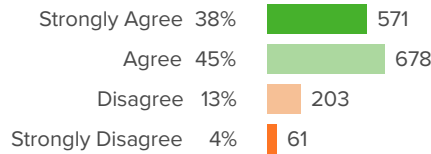
▼ 1

since last survey

District average: **80%** Washoe County School District

How did people respond?

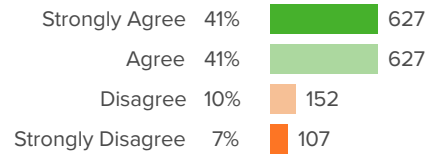
Q.1: There is a sense of teamwork among all school staff.



▲ 0 from last survey

Favorable: **83%**

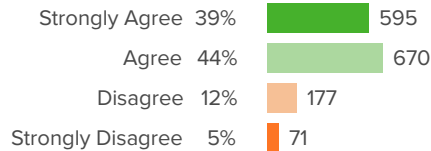
Q.2: The school leadership makes a sustained effort to address staff concerns.



▼ 1 from last survey

Favorable: **83%**

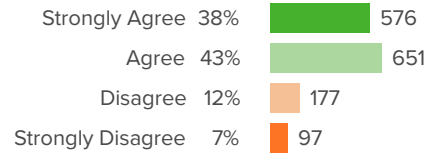
Q.3: Staff at my school are recognized and appreciated for good work.



▼ 1 from last survey

Favorable: **84%**

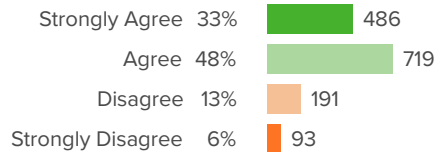
Q.4: The school leadership makes sure that staff are involved in making plans and decisions that affect this school.



▼ 2 from last survey

Favorable: **82%**

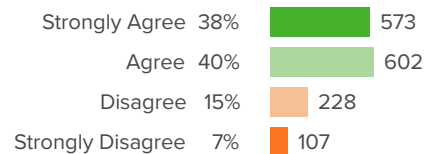
Q.5: The school leadership makes sure that my administrative duties do not interfere with my essential role of educating students.



▲ 1 from last survey

Favorable: **81%**

Q.6: I feel comfortable raising issues and concerns that are important to me at my school.



▼ 1 from last survey

Favorable: **78%**

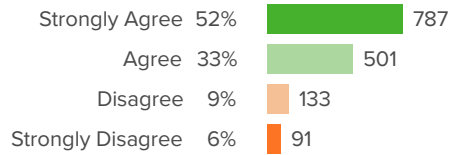


Elementary Schools

Fall 2021 Staff Climate and Safety Survey (Fall 2021), WCSD School Climate and Safety Staff Survey



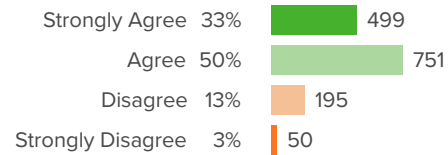
Q.7: I feel supported by my administrator.



▼ 3 from last survey

Favorable: **85%**

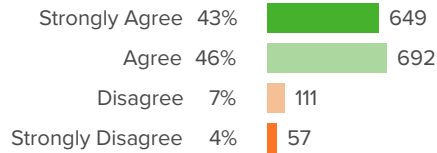
Q.8: My school provides me with the materials and resources needed to provide support for students of all abilities.



▼ 1 from last survey

Favorable: **84%**

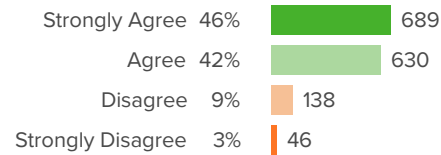
Q.9: I feel school leadership is clear about what my job is at this school.



▼ 1 from last survey

Favorable: **89%**

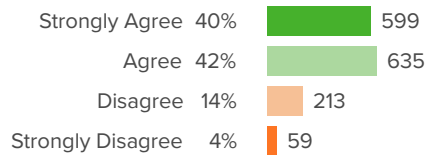
Q.10: Staff are proud to work at this school.



▼ 1 from last survey

Favorable: **88%**

Q.11: I look forward to coming to this school every day.



▼ 3 from last survey

Favorable: **82%**



Staff-Student Relationships

Your average

93%

1,523 responses

Change

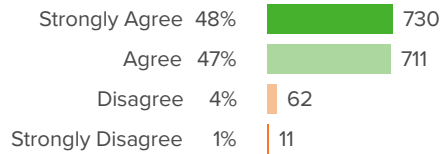
▼ **1**

since last survey

District average: **89%** Washoe County School District

How did people respond?

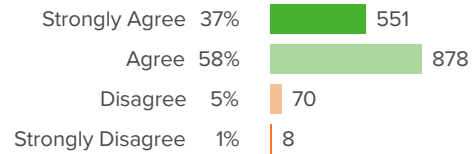
Q.1: Teachers and staff at my school care about every student.



▲ **0** from last survey

Favorable: **95%**

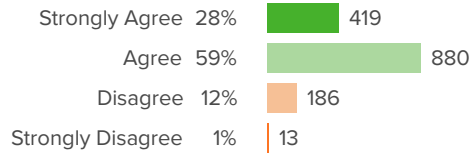
Q.2: Teachers and staff at my school listen to students' ideas and opinions.



▼ **1** from last survey

Favorable: **95%**

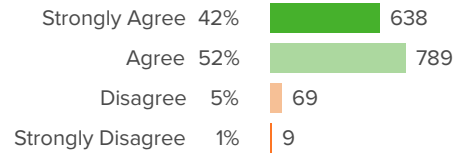
Q.3: Teachers and staff at my school talk openly to students about school issues.



▼ **2** from last survey

Favorable: **87%**

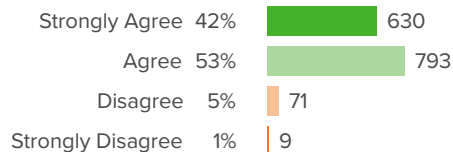
Q.4: Every single student at our school knows at least one staff member who would help them with a personal problem.



▼ **1** from last survey

Favorable: **95%**

Q.5: Every single student at our school knows at least one staff member who would care if they were not in school.



▲ **0** from last survey

Favorable: **95%**



Student Behaviors

Your average

90%

1,523 responses

Change

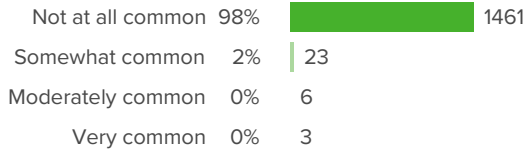
0

since last survey

District average: **79%** Washoe County School District

How did people respond?

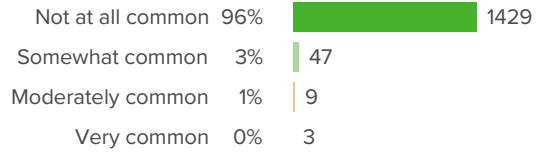
Q.1: How common are the following behaviors at this school? Student alcohol use



▼1 from last survey

Favorable: **99%**

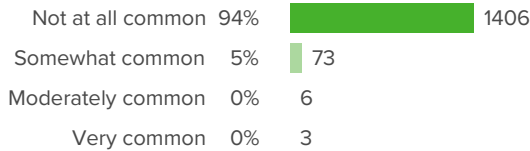
Q.2: How common are the following behaviors at this school? Student drug use



▼1 from last survey

Favorable: **99%**

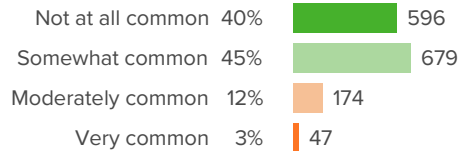
Q.3: How common are the following behaviors at this school? Student tobacco use



▼1 from last survey

Favorable: **99%**

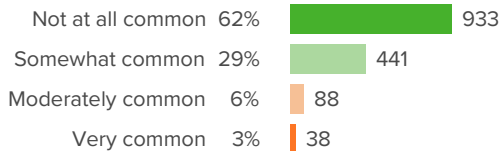
Q.4: How common are the following behaviors at this school? Harassment or bullying among students



▼2 from last survey

Favorable: **85%**

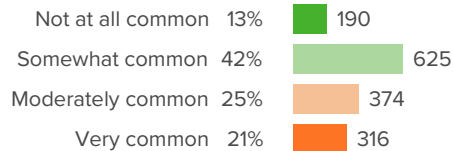
Q.5: How common are the following behaviors at this school? Physical fighting between students



▲2 from last survey

Favorable: **92%**

Q.6: How common are the following behaviors at this school? Disruptive student behavior

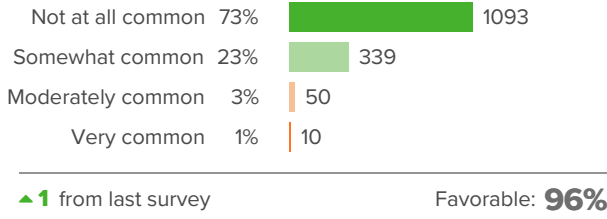


▲3 from last survey

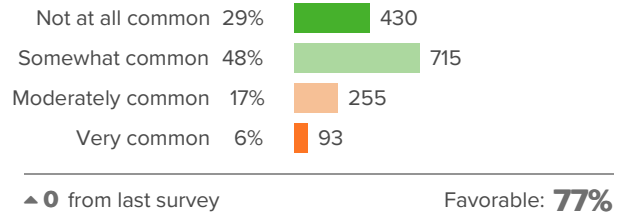
Favorable: **54%**



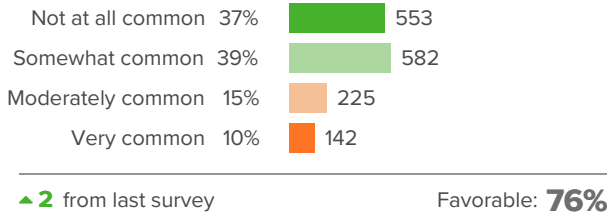
Q.7: How common are the following behaviors at this school? Racial/ethnic conflict among students



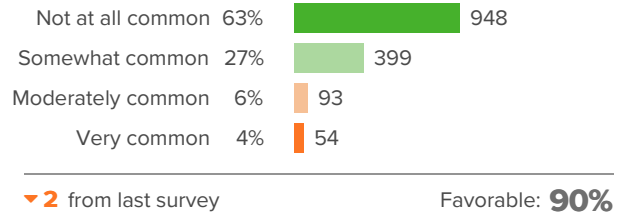
Q.8: How common are the following behaviors at this school? Student depression or other mental health problems



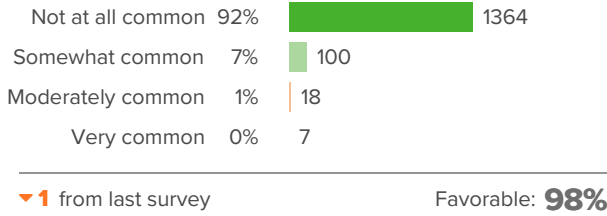
Q.9: How common are the following behaviors at this school? Lack of respect of staff by students



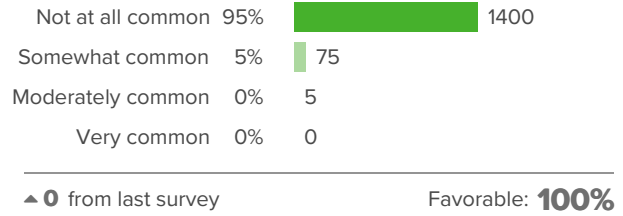
Q.10: How common are the following behaviors at this school? Cutting classes or being truant



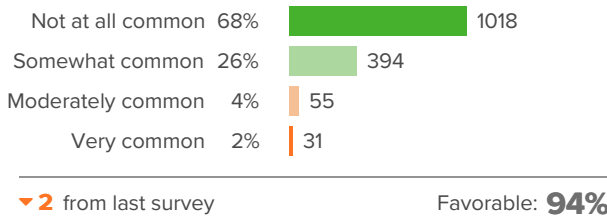
Q.11: How common are the following behaviors at this school? Gang-related activity



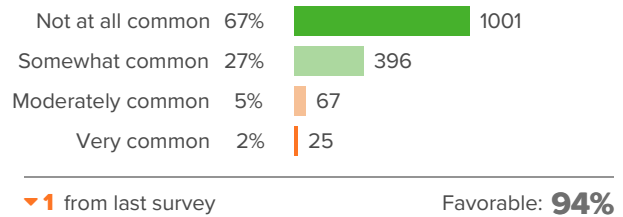
Q.12: How common are the following behaviors at this school? Weapons possession



Q.13: How common are the following behaviors at this school? Vandalism (including graffiti)



Q.14: How common are the following behaviors at this school? Theft





Work Stress

Your average

65%

1,523 responses

Change

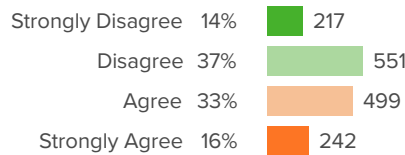
▼ **4**

since last survey

District average: **63%** Washoe County School District

How did people respond?

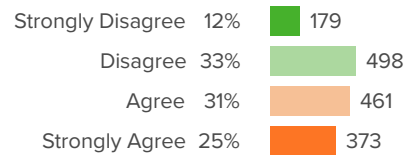
Q.1: I feel tense, restless, or anxious at work.



▼ **7** from last survey

Favorable: **51%**

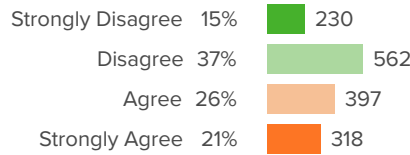
Q.2: I feel burnt out.



▼ **10** from last survey

Favorable: **45%**

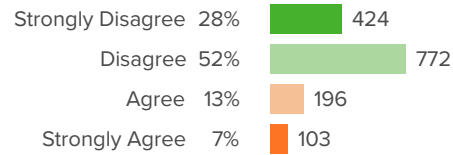
Q.3: With this work pace I don't think I'll make it to the retiring age.



▼ **5** from last survey

Favorable: **53%**

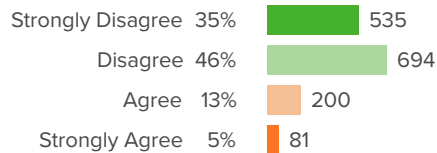
Q.4: I'm disappointed in our staff's ways of handling our shared affairs.



▼ **1** from last survey

Favorable: **80%**

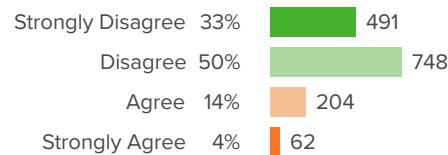
Q.5: I often feel like an outsider in my work community.



▼ **1** from last survey

Favorable: **81%**

Q.6: I often feel I have failed in my work with students.



▼ **3** from last survey

Favorable: **82%**

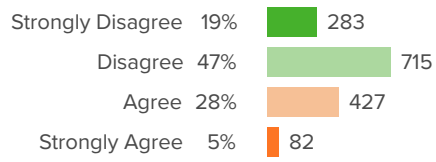


Elementary Schools

Fall 2021 Staff Climate and Safety Survey (Fall 2021), WCSD School Climate and Safety Staff Survey



Q.7: Dealing with problem situations concerning students often upsets me.



▼ 1 from last survey

Favorable: **66%**